



Specification

Hi-Vac® Model 325 Portable

I. General

The Hi-Vac® Model 325 is a heavy duty industrial vacuum loader consisting of a powerhead, material collection hopper, support frame and airlift. The Hi-Vac® Model 325 is an ideal industrial vacuum source for portable use throughout the plant or to power permanent in-plant piping systems.

II. Power Module

The Hi-Vac® Model 325 is electrically powered and features a 25 horsepower (19 kw), 480 VAC, 3 Phase, 60 Hz, TEFC, electric motor. A NEMA 12 control panel is provided with all necessary controls and motor starters. Alternate electrical specifications are available on request. All Hi-Vac® units feature a positive displacement rotary lobe type vacuum producer with ductile iron impellers and high temperature seals. A cast aluminum flap on the vacuum pump discharge silencer acts as a check valve to prevent the vacuum pump from reversing direction and pressurizing the system.

III. Material Collection Hopper

The Hi-Vac® Model 325 features a 10 cu. ft. (0.28 cu. m.) capacity main material collection hopper. The hopper is constructed of reinforced carbon steel and is designed to handle negative pressure over 18" Hg. The collected material enters the hopper through the centrifugal separator located at the front of the powerhead. The hopper has a square mounting flange at the top to mate with the gasketed bottom of the Hi-Vac® Powerhead. When full, the hopper is removed by pallet truck or forklift, emptied and replaced.

IV. Pallet Truck

The Hi-Vac® Model 325 is equipped with a hand operated pallet to raise the Power Module from the Material Collection Hopper allowing the hopper to be removed for emptying. It can also be used to empty the hopper.

V. Filtration System

The Hi-Vac® Model 325 features a unique three stage filtration system consisting of the initial centrifugal separator, a linear separator and a fabric dust collector. The centrifugal separator removes the majority of the material, usually more than 90%, entering the Hi-Vac®. The linear separator is located between the centrifugal separator and the dust collector. It incorporates changes of speed and direction in the airflow to further reduce the amount of material in the air stream. This unique stage also removes water and entrained moisture allowing the Hi-Vac® to convey virtually any material that will fit through the hose. The dust collector is the third stage of separation. It includes 6 envelope style filter bags having a total filtration area of more than 120 sq. ft. (11.2 sq. m.). Filter cleaning is accomplished by a shaker mechanism. When the filters become dirty the Hi-Vac® automatically turns off, shakes the filters clean and restarts.

- continued -



Specification **Hi-Vac® Model 325 Portable** (continued)

VI. Anticipated Performance

The Model 325's 25 horsepower motor and positive displacement rotary lobe type vacuum producer provide the following performance specifications:

Horsepower: 25 HP (19 KW)

Conveying Rate:

Nominal = 100 lbs/min. (45.3 kg/min.)

Vacuum Rating: 18" Hg (-0.610 Bar)

Maximum = 200 lbs/min. (90.6 kg/min.)

Air Flow:

Conveying Distance:

No Load = 515 CFM (875 m³/hr)

Nominal = 50 ft. (15 m.)

Full Load = 413 CFM (700 m³/hr)

Maximum = 200 ft. (61 m.)

Material handling rates and conveying distance will vary based on the bulk density and particle size of the material, as well as the skill and efficiency of the operating personnel.

VII. Controls

The Model 325 Hi-Vac® features a complete package of instrumentation for operation at 120V/1PH/60HZ. Standard features include the following:

- All required starters, disconnects, fuses, overloads, relays and timers
- Start and Stop pushbuttons with system "Running" pilot light
- Filter bag differential gauge and automatic shutdown, clean, and restart cycle
- Vacuum gauge and high vacuum relief valve
- Hopper full level control with automatic shutdown and "Hopper Full" pilot light

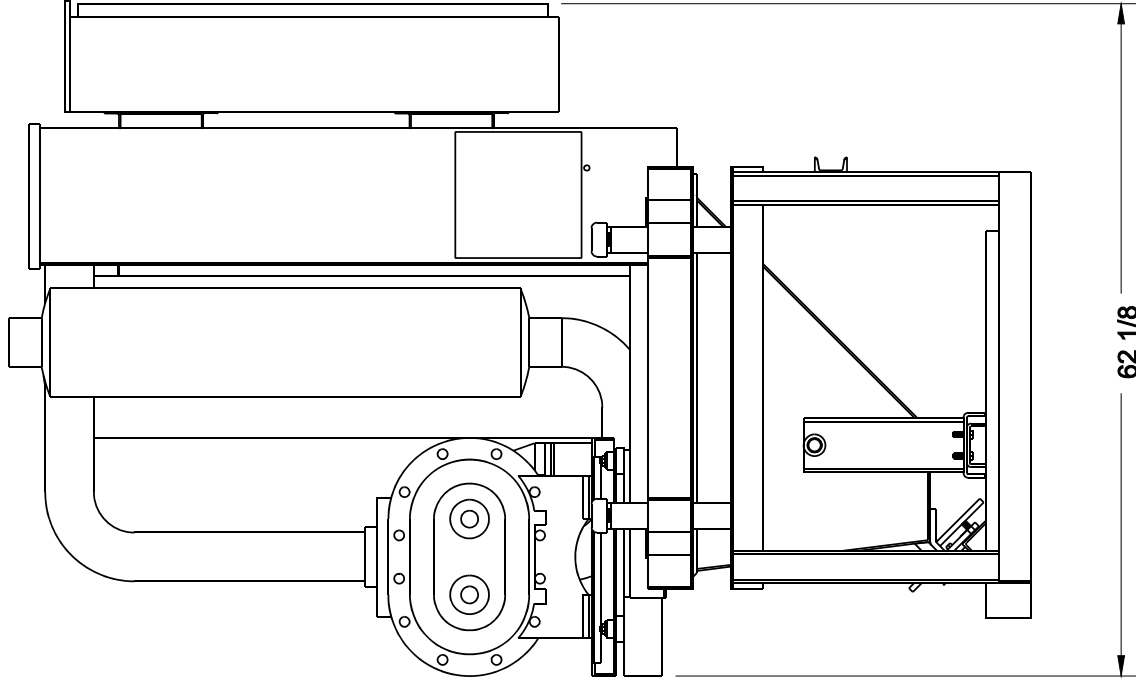
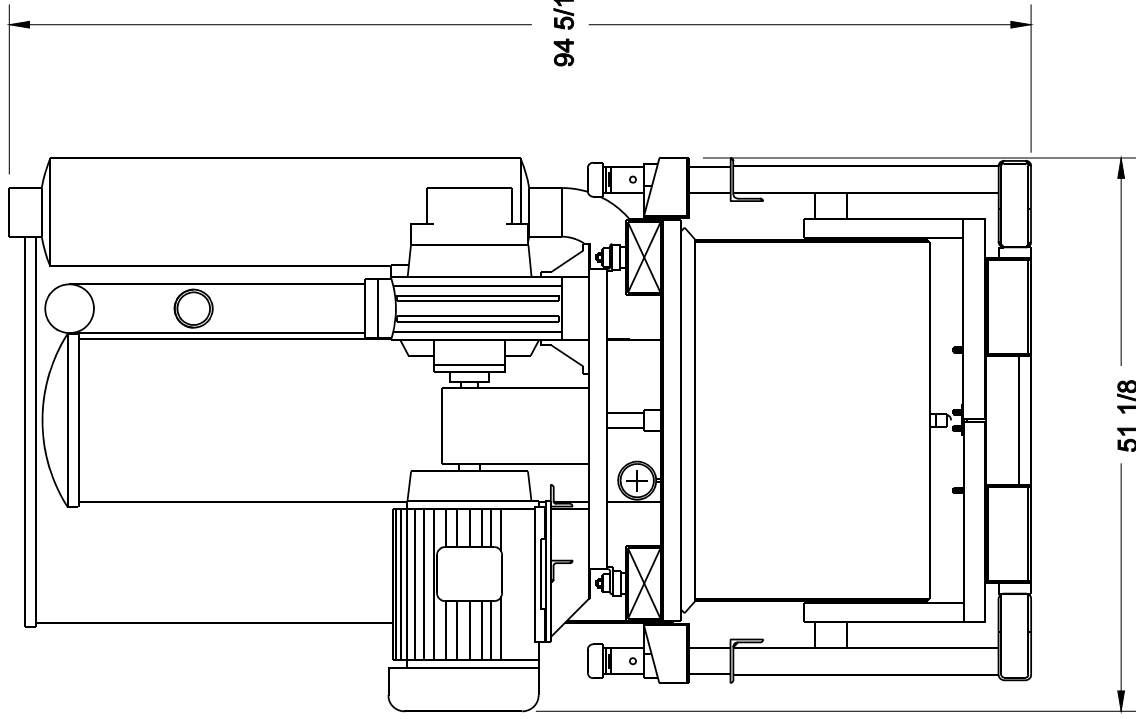
VIII. Miscellaneous

All Hi-Vac® units include two (2) Operation and Maintenance Manuals as standard. Additional manuals are available at \$100.00 each. Units are primed and painted with a durable industrial enamel. Standard color is yellow or your choice of any single color specified on written order. All Hi-Vac® equipment is covered by our twelve (12) month warranty covering defects in materials and workmanship excluding normal wear components such as filters and hose.

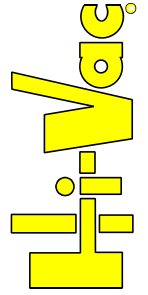
IX. Additional Equipment

The proposed Hi-Vac® model 325 includes the following equipment in addition to the features listed above:

- None



CONFIDENTIAL-NOT FOR PUBLICATION
 THIS DRAWING, INCLUDING SPECIFICATIONS OR OTHER DATA, IS THE PROPERTY OF HI-VAC CORPORATION. THE USE THEREOF IS CONDITIONED UPON THE USER'S AGREEMENT NOT TO DISCLOSE THE DRAWING TO OTHERS, OR TO REPRODUCE THE DRAWING IN WHOLE OR IN PART, OR TO USE THE DRAWING TO REPRODUCE THE INFORMATION THEREIN, OR FOR ANY OTHER PURPOSE, WITHOUT WRITTEN PERMISSION FROM HI-VAC CORPORATION.



HI-VAC CORPORATION
 117 INDUSTRY ROAD
 MARIETTA, OH 45750
 PHONE: 740-374-2308
 800-752-2400
 FAX: 740-374-5447

TITLE:

**300HC SERIES HI-VAC W/ 10 FT³ HOPPER
 SUPPORT STAND AND AIR LIFT**

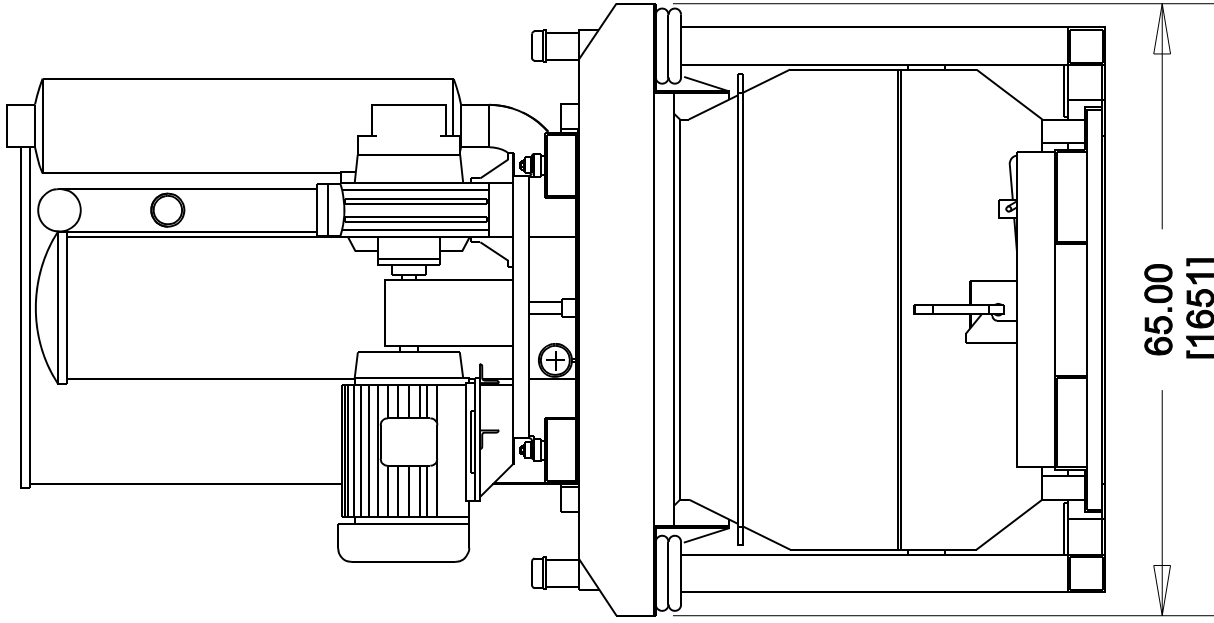
DATE:
 25APR03

DRAWN BY:
 CGT

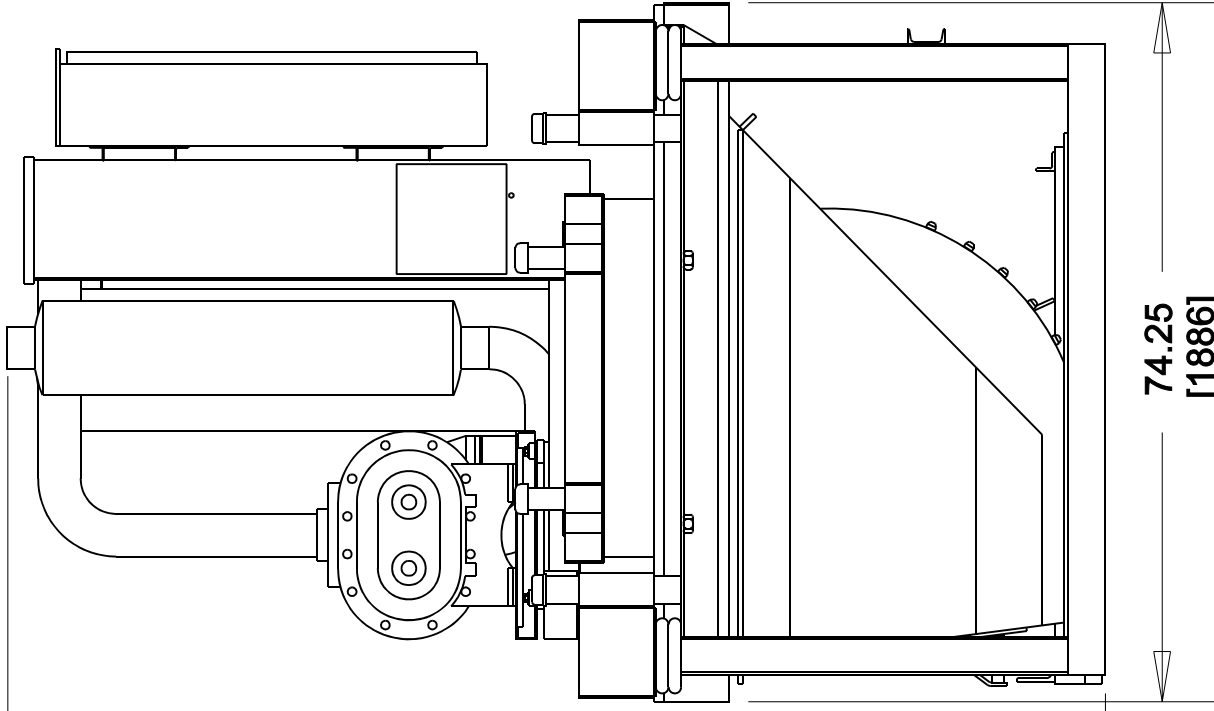
SCALE:
 NONE

DRAWING NUMBER:
 305240-1

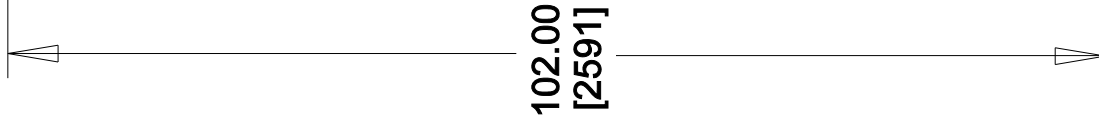
REV.:
 -



65.00
[1651]

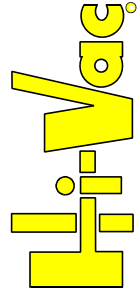


74.25
[1886]



102.00
[2591]

CONFIDENTIAL-NOT FOR PUBLICATION
 THIS DRAWING, INCLUDING SPECIFICATIONS OR OTHER DATA, IS THE PROPERTY OF HI-VAC CORPORATION. THE USE THEREOF IS CONDITIONED UPON THE USER'S AGREEMENT NOT TO DISCLOSE THE DRAWING TO OTHERS, OR TO REPRODUCE THE DRAWING IN WHOLE OR IN PART OR TO USE THE DRAWING TO REPRODUCE THE INFORMATION THEREIN, OR FOR ANY OTHER PURPOSE, WITHOUT WRITTEN PERMISSION FROM HI-VAC CORPORATION.



HI-VAC CORPORATION
 117 INDUSTRY ROAD
 MARIETTA, OH 45750
 PHONE: 740-374-2306
 800-752-2400
 FAX: 740-374-5447

TITLE:

MODEL 325 HI-VAC® WITH 1 CUBIC YARD
 HOPPER. SUPPORT STAND AND AIRLIFT

DATE: 02/23/05

DRAWN BY: CGT
 SCALE: NONE

DRAWING NUMBER: 503220-4

REV.: -